

35 PRO B-MODULE RIPPLE


8W RIPPLE EFFECT LED MODULE




AVAILABLE OPTIONS

LED MODULE LIGHT THEME


Ripple - 3 modes



Ivory



Aqua



Golden

**Configurable by DALI or
Wireless Configurator.*

BEAM ANGLE



CONTROL INTERFACE



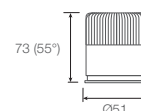
**0-10V is valid for brightness
control only. Light theme and
movement have to be
configured via wireless
configurator.*

INPUT



(24V)

DIMENSIONS (MM)



SPECIFICATIONS

Family Type	35 Series
Typical Operating Voltage	24V
Typical Operating Current	330mA
System / Input Power	8W
Colour	Black
Materials	Aluminium, plastic
Compatibility	Compatible with ELR size-3 fixtures
Lifetime	100,000 hours (80% lumen maintenance at Ta = 25°C), B10
Beam Angles	55°
Light Theme	Ripple - Ivory, Aqua, Golden

Ingress Protection	IP54 (LED module only)
Weight	160g
Control Interface	Activator with DALI interface
Configuration	Light theme, brightness and movement are configurable via DALI or wireless configurator
Mains Voltage	24V DC constant voltage
Fire Safety	Glow wire test 850°C, UL94V-0, VW-1
Flammability Mark	F
Safety Class	Class 3
Standards	IEC 62031
Regulatory Markings	CE, RoHS

35 PRO B-MODULE RIPPLE

Height (m)		Emax (lx)	LED Module		Luminous Flux (lm)
		55°	Type	Input Power	Ripple
1	E(0°)	145	35 Pro Ripple	8W	160
	Cone Ø (m)	1.39			
2	E(0°)	36			
	Cone Ø (m)	2.78			
3	E(0°)	16			
	Cone Ø (m)	4.17			
4	E(0°)	9			
	Cone Ø (m)	5.56			
5	E(0°)	6			
	Cone Ø (m)	6.95			

ORDERING MATRIX CHART

LED Module						Control	
Input Power		Beam Angle		Light Theme		Interface	
ELR35P-BM.8	8W	55	55°	R1-IV	Ripple - Ivory	DA	DALI
				R1-AQ	Ripple - Aqua	AN	0-10V*
				R1-GD	Ripple - Golden		

*0-10V is valid for brightness control only. Light theme and movement have to be configured via wireless configurator.
Wireless configurator is sold separately.

example: ELR35P-BM.8.55.R1-AQ.DA